

MAPLE RIDGE COUNCIL QUARTERLY UPDATE

Q3: January - September 30, 2021

Maple Ridge Council uses data to measure the progress on their Strategic Plan. The information on this page is presented at the end of each quarter and placed online as part of the regular staff updates to Council. The link to these statistics, along with the comparisons for the last two years, can be found on the City website at mapleridge.ca/2369.

On Monday, November 29 and Tuesday, November 30 Council will be doing a detailed review of the 2022 – 2026 Financial Plan and the workplan for the upcoming year. To view the schedule for the presentations go to mapleridge.ca/2352. If you have any questions about Council's Strategic Plan, please email mayorandcouncil@mapleridge.ca

GROWTH



5,627
Planning Public Enquiry



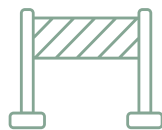
560
Total Active Applications In House




136
Planning Reports to Council



4,143
Operations Dept. Completed Service Requests

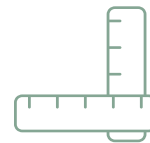


1,565
Facility Work Requests



4,082
Permits Issued

15K
Inspections



24
Rezoning

21
Subdivisions

\$192.7 M
Construction Value

572
Units

268
Building Permits

109
Servicing Requests



11,030
Facebook Followers



714,631
Website Visits



82,327
MRLC Admissions



7,629
Program Participants



\$3,688,974
Grant Money Received



47 PRC Volunteers
208 Community Event Volunteers



113
Film Permits



62
Community and Youth Events

PRIDE

SAFETY



4,291
Total Calls Fire Department



2,388
Medical Calls Fire Department



312
Motor Vehicle Accident Calls Fire Department



110
Structure Fire Calls Fire Department



8
Social Service Referrals
Community Safety Officers



247
Shopping Carts Removed
Community Safety Officers



194
Truckloads of Chattel
Community Safety Officers



3,546
Calls for Service Bylaw & Licensing Department



2,345
Business Licences Bylaw & Licensing Department



6,528
Dog Tags Bylaw & Licensing Department



11K
Calls for Service RCMP

